

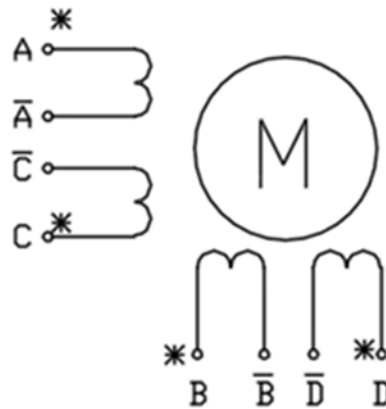
SCHRITTMOTOR JK60H88-2008/ NEMA23

TECHNISCHE DETAILS:

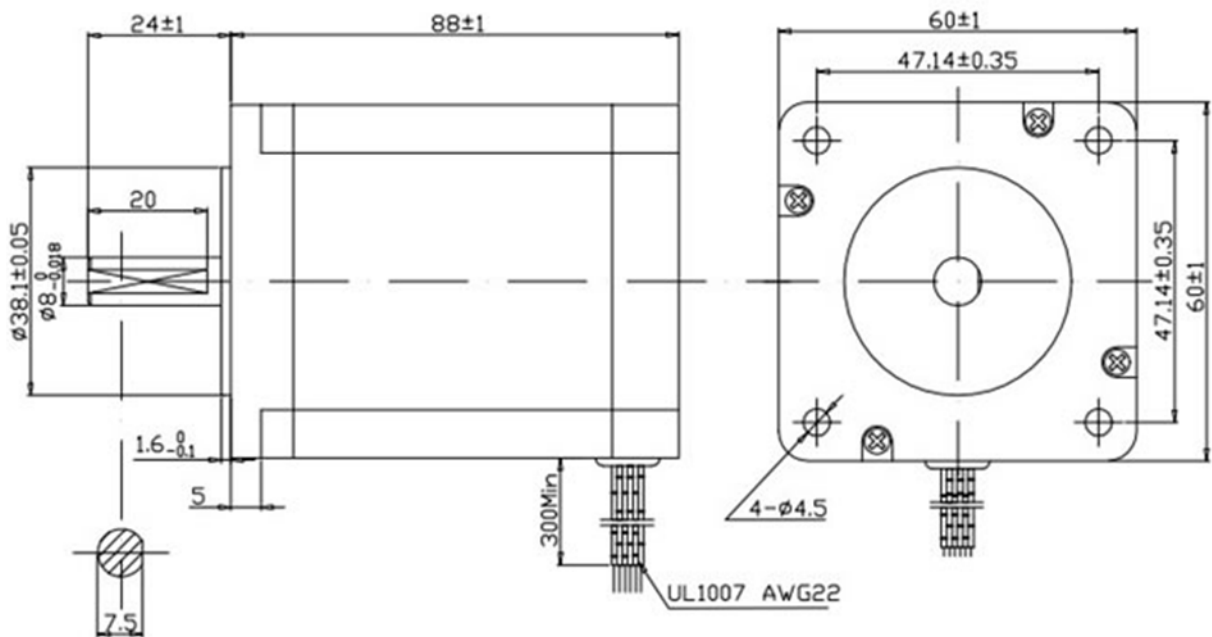
Anschluss-art	Winkel	Strom/Phase	Widerst./Phase	Indukti./Phase	Halte-moment	Rotor-trägheit	Gewicht
Pro Phase	Grad/Schritt	A	Ohm	mH	Nm	gcm <sup>2</sup>	kg
Unipolar	1,8	2,0	3	6,8	2,2	840	1,4
Bipolar ser.	1,8	1,4	6	27,2	3,1		
Bipolar par.	1,8	2,8	1,5	6,8	3,1		

ANSCHLUSSDIAGRAMM

- A:rot
- $\bar{A}$ :gelb
- C:blau
- $\bar{C}$ :schwarz
- B:weiss
- $\bar{B}$ :orange
- D:braun
- $\bar{D}$ :grün

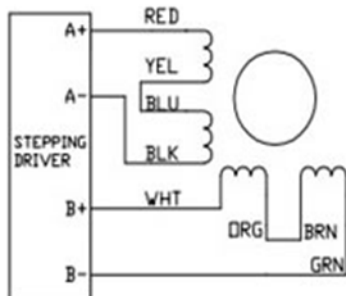


ZEICHNUNG:

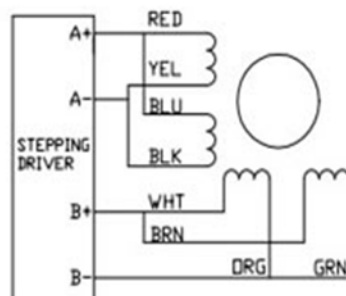


ANSCHLUSSBELEGUNG

Bipolar Series



Bipolar Parallel



Unipolar

