

SCHRITTMOTOR SY35STH

TECHNISCHE DETAILS:

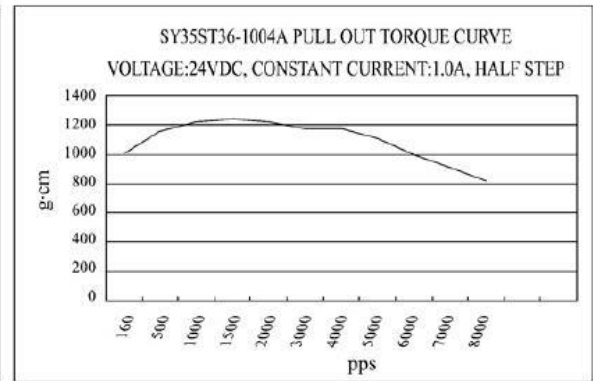
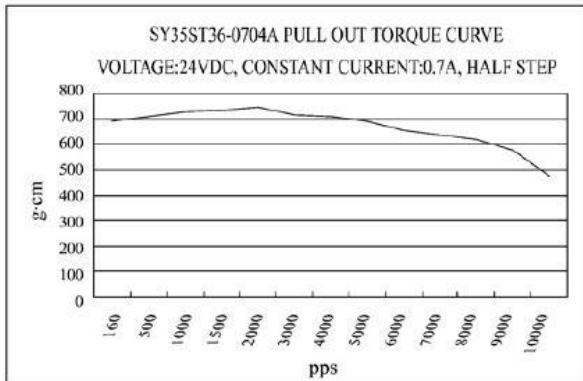
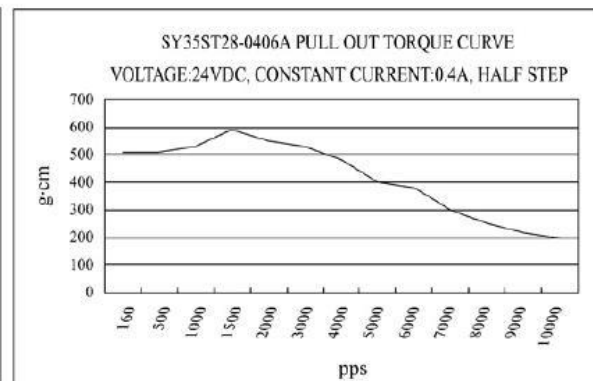
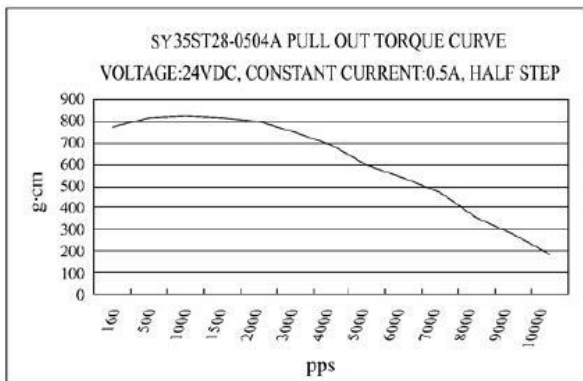
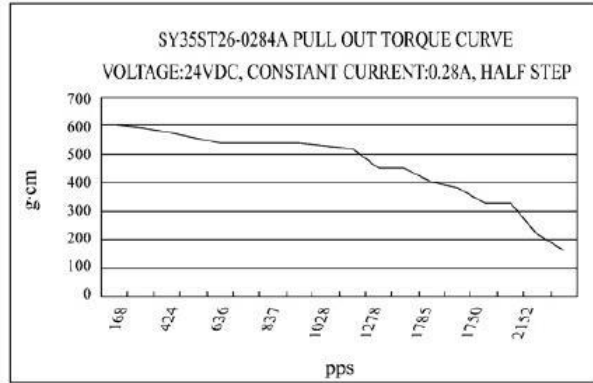
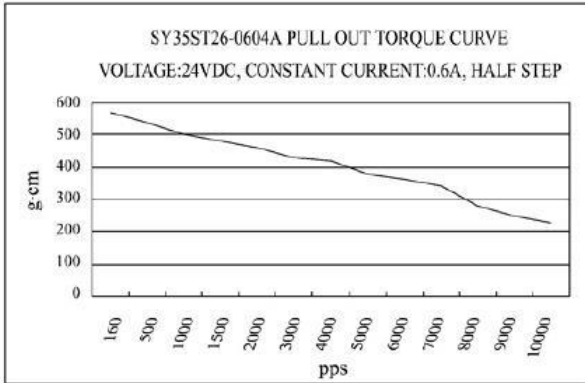
1 Wellenende:

Typ	Winkel	Span./ Phase	Strom/ Phase	Widerst ./Phase	Indukti./ Phase	Halte- moment	An- schlüs- se	Länge
	Grad/ Schritt	V	A	Ohm	mH	g-cm		
SY35ST26- 0284A	1,8	7,4	0,28	26	19,2	650	4	26,0
Y35ST28- 0504A	1,8	10	0,5	20	13,5	1000	4	28,00

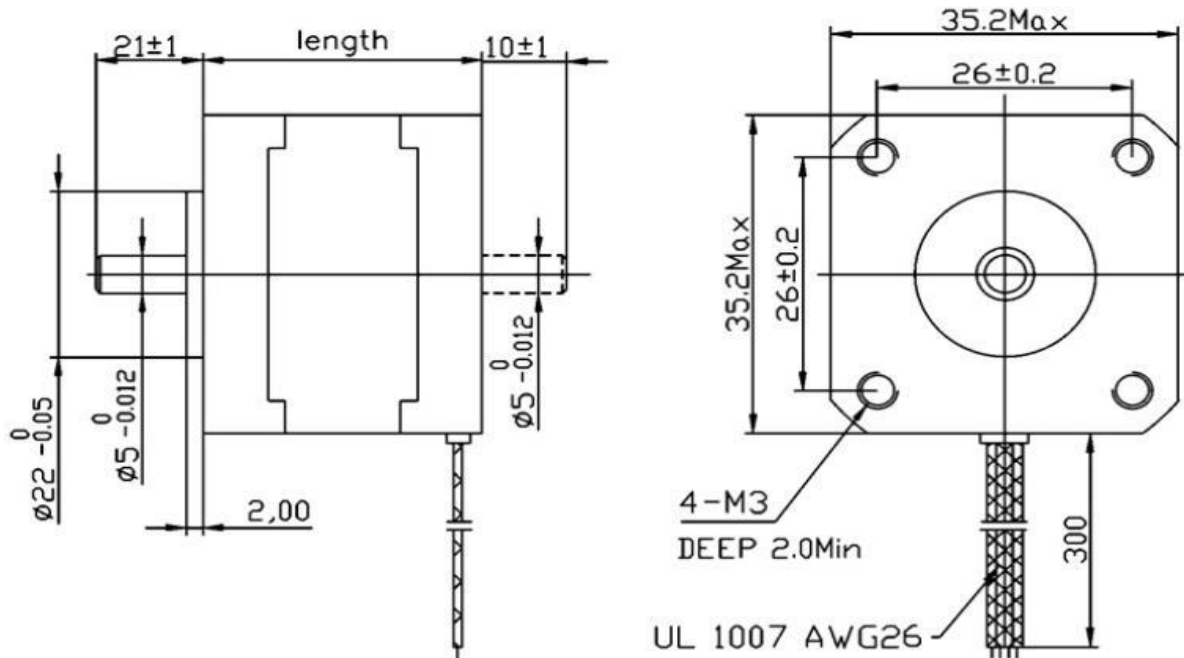
2 Wellenenden:

Typ	Winkel	Span./ Phase	Strom/ Phase	Widerst ./Phase	Indukti./ Phase	Halte- moment	An- schlüs- se	Länge
	Grad/ Schritt	V	A	Ohm	mH	g-cm		
SY35ST26- 0284B	1,8	7,4	0,28	26	19,2	650	4	26,0
SY35ST26- 0604B	1,8	3,24	0,6	5,4	3,5	510	4	26,0
SY35ST28- 0504B	1,8	10,0	0,5	20	13,5	1000	4	28,0
SY35ST28- 0406B	1,8	11,2	0,4	28	10	500	6	28,0

DREHMOMENTVERLAUF



ZEICHNUNG:



ANSCHLUSSBELEGUNG

